

This document outlines the current elementary enrollment at all Community Consolidated School District 89 schools, as well as four scenarios for potential changes to the District's elementary school boundaries. This document was presented to the Superintendent's Boundary Committee on September 18, 2017.

The four scenarios presented here were drawn from dozens of different scenarios considered by district officials. Administrators looked at each of the district's more than 30 neighborhoods, and how moving each neighborhood would affect school enrollments.

This document includes:

- Maps of possible boundary scenarios
- The number of neighborhoods and approximate number of students affected by each scenario
- The estimated economic impact of each boundary scenario

The Boundary Committee is not drawing new boundaries. These scenarios are presented so that the Boundary Committee members can evaluate the potential changes, raise questions, and provide feedback. The committee is made up of staff and parents from all four elementary schools.

Background

Over the last five years, the District has seen a steady increase in enrollment. In the 2012-13 school year, there were 1,968 students enrolled at the four elementary and one middle school in CCSD 89. Five years later, the student population had increased by 11 percent. This has led to a significant growth in the number of students who are "administratively transferred" – meaning they are bused or driven to schools outside the boundaries where they live, to buildings that have open space. Demographers predict the population will continue to grow over the next four years.

In 2016, the District began studying how to manage the enrollment increases that are causing an imbalance in CCSD 89 school populations. In February 2017, the members of the Board of Education agreed with an administrative recommendation to continue evaluating boundary scenarios, with a goal of making changes for the 2018-19 school year.

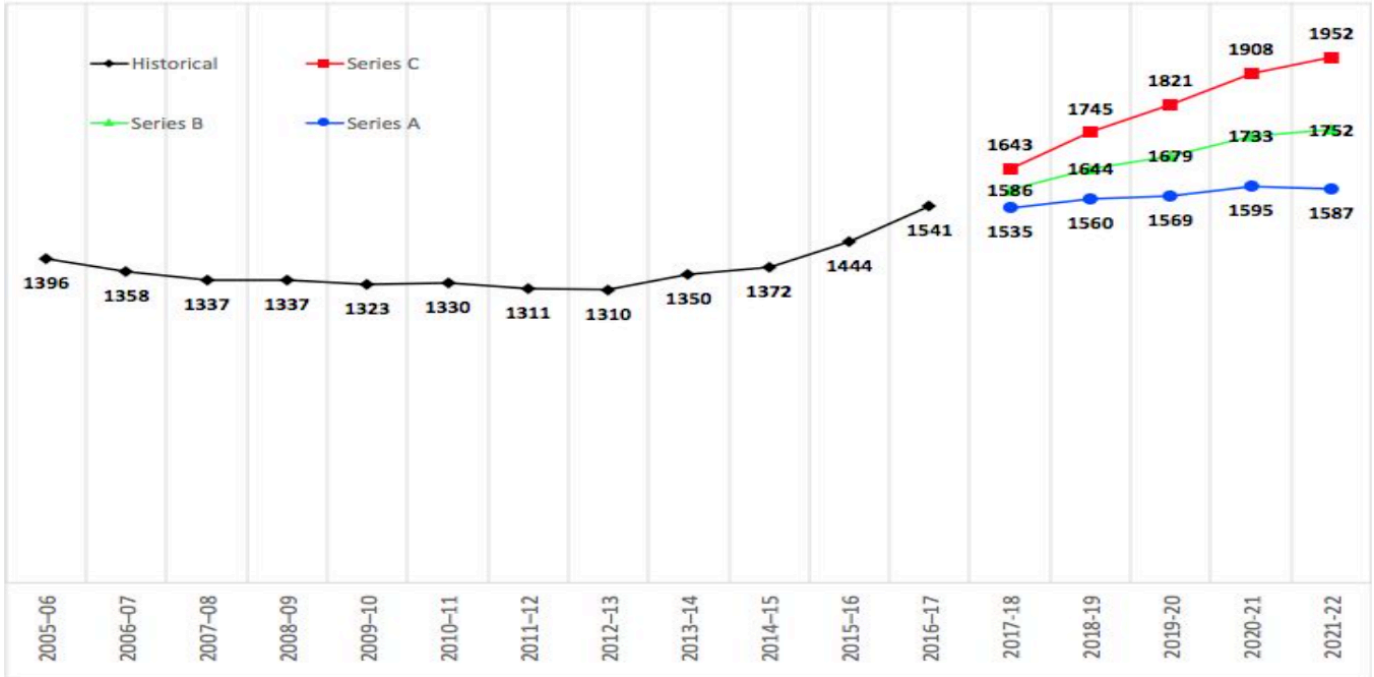
Next steps

- In September and October, Superintendent Dr. Emily K. Tammaru will be visiting the Parent Teacher Councils at all four elementary schools to discuss potential boundary changes.
- On October 16, these scenarios will be presented to the Board of Education.
- At 7 p.m. October 25, the District will host a community forum about potential boundary changes.
- The Board of Education is expected to vote on the proposed boundaries at an open meeting in December at Glen Crest Middle School.

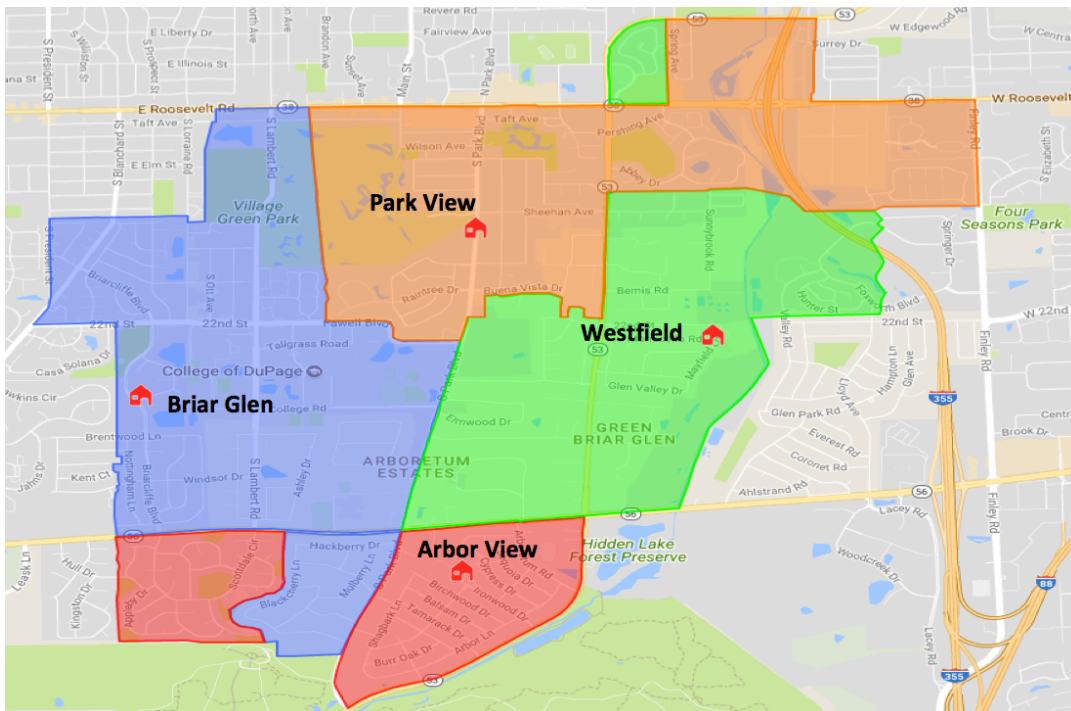
More information, including minutes and documents, available at: www.ccsd89.org/BoundaryCommittee

Total preschool through fifth grade enrollment (from 2016 Kasarda report)

Total Elementary Enrollment



Current CCSD 89 elementary school boundaries



Current school populations before administrative transfers

This chart shows the school populations based on address. These numbers reflect what the school population would be, if the District did not bus students away from their home school through administrative transfers. These numbers reflect student populations as of August 2017.

A	B	C	D	E	F	G
	Preschool - 5th grade August 2017 enrollment	Regular education classrooms used	Classrooms used for specialized programs	Rooms used for daily instruction (C+D)	Total classrooms in school	Potentially available classrooms ** (F-E)
Arbor View	277	9	4	13	19	6
Briar Glen	391	17	1	18	24	6
Park View	535	23	0	23	21	-2
Westfield	321	14	2	16	20	4
Total	1,524	63	7	70	84	14

Note: The enrollment at Arbor View Elementary School includes 90 students who attend preschool in four classrooms. These students come from addresses across the District.

** Many spaces that are not used for daily classroom instruction are used regularly for art, music, English language lessons, the Challenge program, occupational or physical therapy, or offices for specialized programs. Some of these programs could be moved to other flexible school locations.

Current school enrollment including administrative transfers

This chart shows where students currently attend class, including students who are transferred away from their home school through administrative transfer busing. These numbers reflect student enrollment as of August 2017.

A	B	C	D	E	F	G
	Preschool - 5th grade August 2017 enrollment	Regular education classrooms used	Classrooms used for specialized programs *	Rooms used for daily instruction (C+D)	Total classrooms in school	Potentially available classrooms ** (F-E)
Arbor View	365	11	4	15	19	4
Briar Glen	380	16	1	17	24	7
Park View	473	18	0	18	21	3
Westfield	306	12	2	14	20	6
Total	1,524	57	7	64	84	20

Note: The enrollment at Arbor View Elementary School includes 90 students who attend preschool in four classrooms. These students come from addresses across the District.

* Specialized programs: Arbor View: 4 preschool classrooms
Briar Glen: 1 classroom for specialized programs
Westfield: 2 classrooms for specialized programs

** Many spaces that are not used for daily classroom instruction are used for art, music, English language lessons, the Challenge program, occupation or physical therapy, or offices for specialized programs. Some of these programs could be moved to flexible school locations.

Notes on administrative transfer busing:

- For the 2017-18 school year, CCSD 89 saved approximately \$65,000 by re-arranging routes to eliminate the loss of instructional minutes. **However, this change has created some routes that are up to 50 minutes long both before and after school (30 minutes more than previous bus rides).**

Due to projected enrollment increases, CCSD 89 is scheduled to add 10.4 full-time teachers by the 2021-22 school year.

The cumulative cost of adding those 10.4 staff members is approximately \$2.3 million.

Proposed boundary change – Scenario A

Proposed changes in Scenario A:

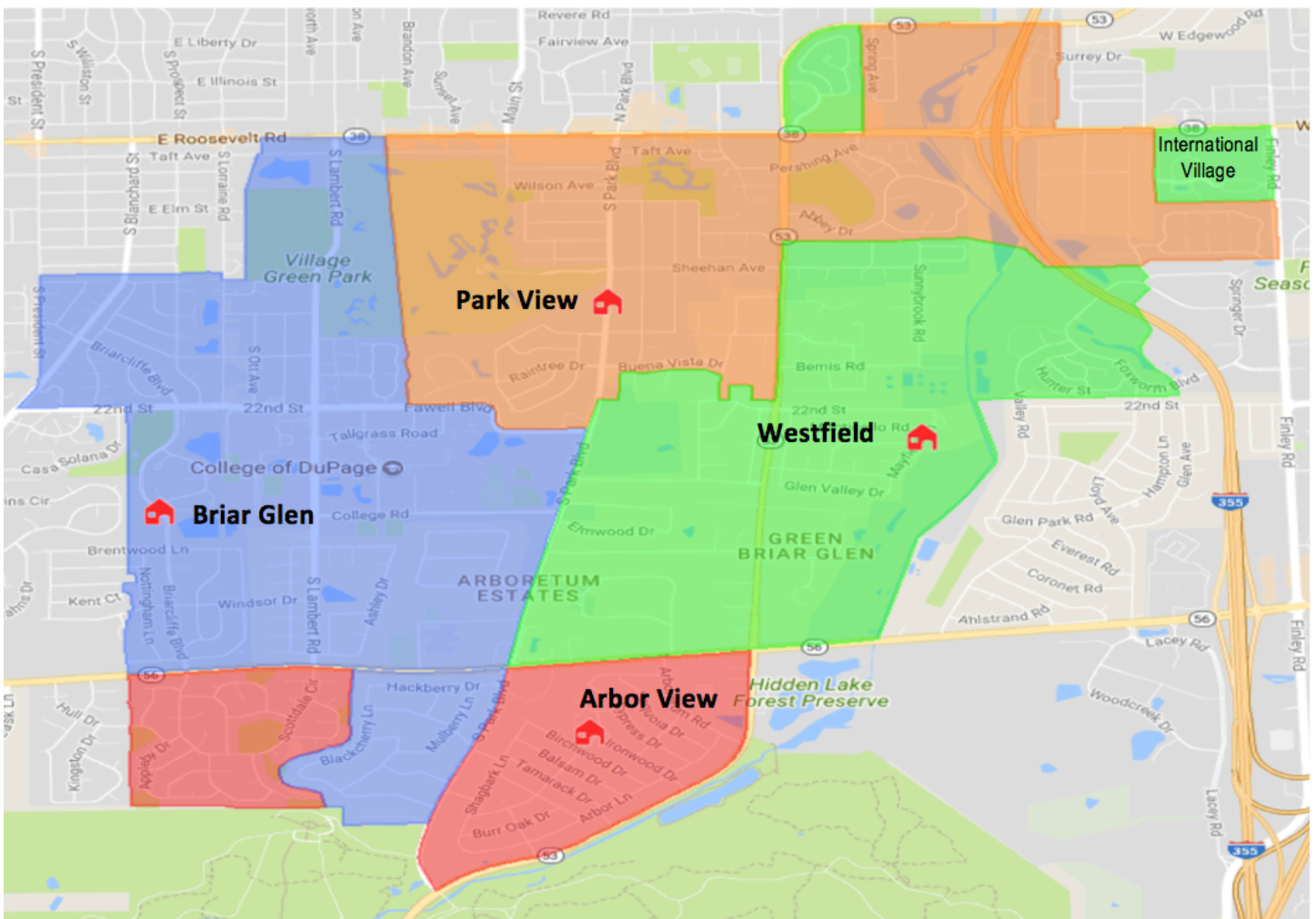
International Village students move from Park View to Westfield

Westfield special education students move to Briar Glen

Moves two specialized programs from Westfield to Briar Glen

No change to Arbor View boundaries

No change to Briar Glen boundaries



Proposed boundary change – Scenario A

Proposed changes in Scenario A:

International Village students move from Park View to Westfield

Moves two specialized programs from Westfield to Briar Glen

No change to Arbor View boundaries

No change to Briar Glen boundaries

A	B	C	D	E	F	G	H	I
	Preschool - 5th grade enrollment Scenario A	Total classrooms in school	Specialized program classrooms *	Projected regular education classrooms used in 2018-2019	Projected regular education classrooms used in 2019-2020	Projected regular education classrooms used in 2020-2021	Projected regular education classrooms used in 2021-2022	Teachers needed beyond 10.4 in current projections
AV	277	19	4	8	8	8	8	
BG	391	24	3	18	18	18	18	
PV	379	21	0	17	17	18	18	
WF	477	20	0	21	22	23	23	
Total	1,524	84	7	64	65	67	67	1

Note: The enrollment at Arbor View Elementary School includes 90 students who attend preschool in four classrooms. These students come from addresses across the District.

* Specialized programs: Arbor View: 4 preschool classrooms
Briar Glen: 3 classrooms for specialized programs

Impact of Scenario A:

- This scenario puts Westfield over the number of available classrooms.
- This scenario is representative of several built on feedback from the community.
- This scenario would require significant administrative transfers.
- Number of neighborhoods moved: 1
- Approximate number of students moved: 155 students

<p>Due to projected enrollment increases, the district is scheduled to add 10.4 full-time teachers by the 2021-22 school year. The cumulative cost of adding those 10.4 staff members is \$2.3 million.</p> <p>Scenario A would require the district to add one additional teacher beyond the 10.4 needed. Scenario A would also require the district to add staff earlier. There could also be significant, non-personnel costs in Scenario A. An addition to the building would cost more than \$2 million, according to architects.</p>	<p>Additional staffing costs of Scenario A: \$869,778</p>
---	--

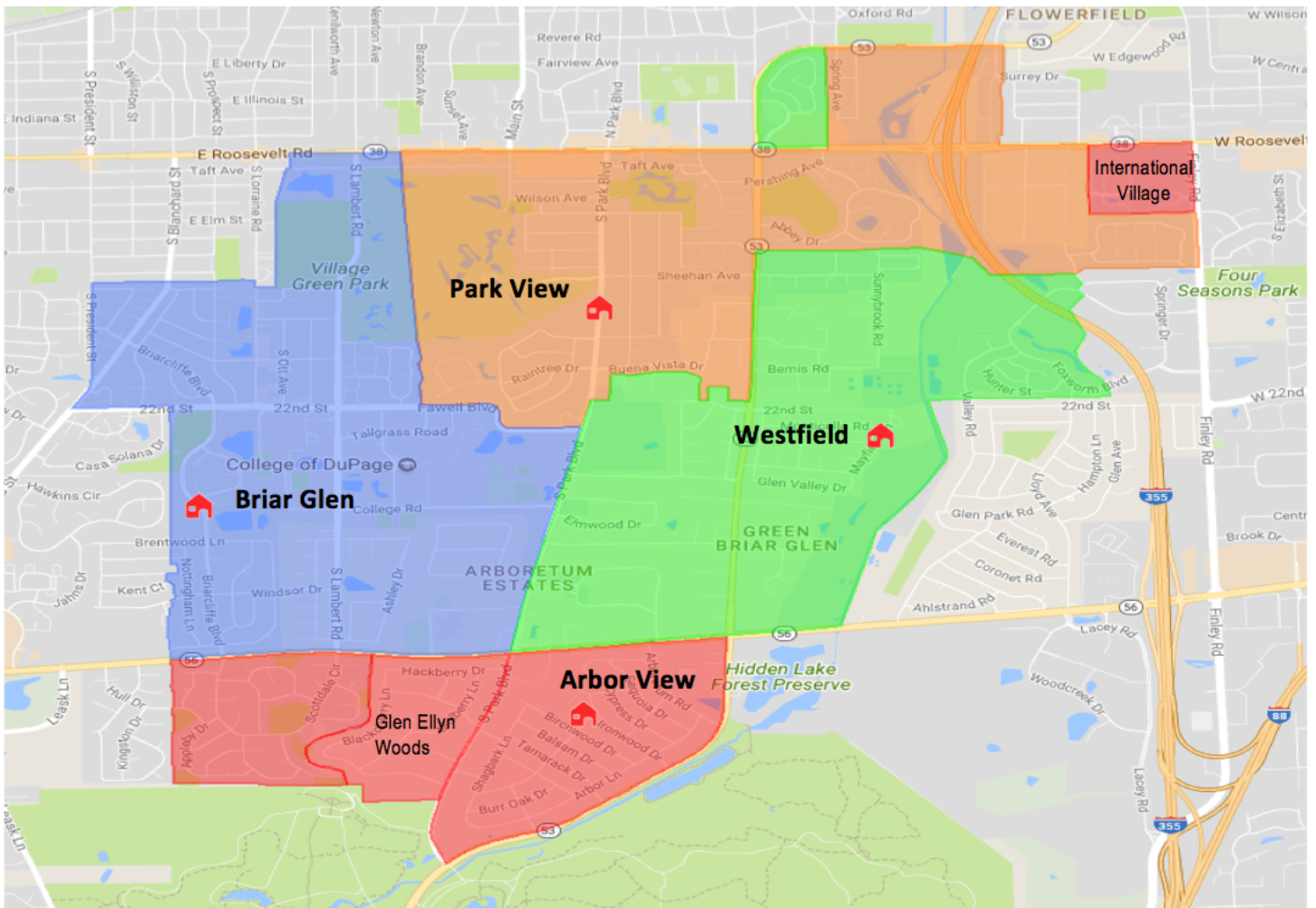
Proposed boundary change – Scenario B

Proposed changes in Scenario B:

International Village students move from Park View to Arbor View
Glen Ellyn Woods students move from Briar Glen to Arbor View

Preschool students move from Arbor View to Briar Glen
One specialized classroom moved from Briar Glen to Westfield

No change to Westfield boundaries



Proposed boundary change – Scenario B

Proposed changes in Scenario B:

*International Village students move from Park View to Arbor View
Glen Ellyn Woods students move from Briar Glen to Arbor View*

*Preschool students move from Arbor View to Briar Glen
One specialized classroom moved from Briar Glen to Westfield*

No change to Westfield boundaries

A	B	C	D	E	F	G	H	I
	Preschool - 5th grade enrollment Scenario B	Total classrooms in school	Specialized program classrooms *	Projected regular education classrooms used in 2018-2019	Projected regular education classrooms used in 2019-2020	Projected regular education classrooms used in 2020-2021	Projected regular education classrooms used in 2021-2022	Teachers needed beyond 10.4 in current projections
AV	370	19	0	16	17	18	18	
BG	554	24	4	17	17	18	18	
PV	379	21	0	17	17	17	18	
WF	321	20	3	15	15	15	15	
Total	1,524	84	7	65	66	68	69	3

Note: The enrollment at Briar Glen Elementary School includes 90 students who attend preschool in four classrooms. These students come from addresses across the District.

* Specialized programs: Briar Glen: 4 preschool classrooms
Westfield: 3 classrooms for specialized programs

Impact of Scenario B:

- This scenario would move Glen Ellyn Woods to form a more contiguous border for Arbor View.
- Number of neighborhoods moved: 2
- Approximate number of students moved: 182 students (without preschool); 272 students (including preschool)

<p>Due to projected enrollment increases, the District is scheduled to add 10.4 full-time teachers by the 2021-22 school year. The cumulative cost of adding those 10.4 staff members is \$2.3 million.</p> <p>Scenario B would require the district to hire three additional staff members beyond the 10.4 needed. Scenario B would also require the district to add staff earlier.</p>	<p>Additional staffing costs of Scenario B: \$1,068,733</p>
---	--

Proposed boundary change – Scenario C

Proposed changes in Scenario C:

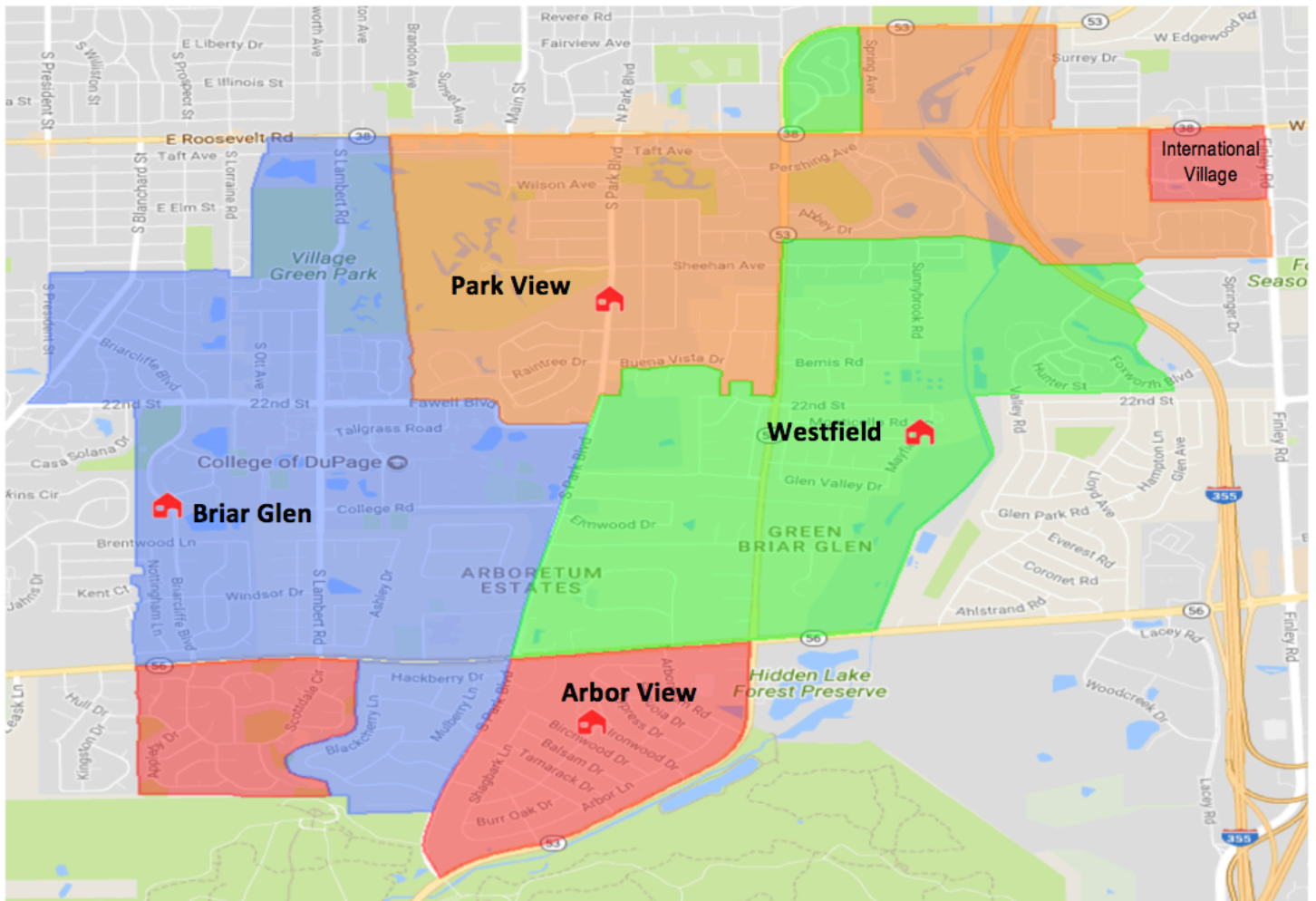
International Village students move from Park View to Arbor View

Preschool students move from Arbor View to Briar Glen

One specialized classroom moved from Briar Glen to Westfield

No change to Briar Glen boundaries

No change to Westfield boundaries



Proposed boundary change – Scenario C

Proposed changes in Scenario C:

International Village students move from Park View to Arbor View

Preschool students move from Arbor View to Briar Glen

One specialized classroom moves from Briar Glen to Westfield

No change to Briar Glen boundaries

No change to Westfield boundaries

A	B	C	D	E	F	G	H	I
	Preschool - 5th grade enrollment Scenario C	Total classrooms in school	Specialized program classrooms *	Projected regular education classrooms used in 2018-2019	Projected regular education classrooms used in 2019-2020	Projected regular education classrooms used in 2020-2021	Projected regular education classrooms used in 2021-2022	Teachers needed beyond 10.4 in current projections
AV	343	19	0	16	17	18	18	
BG	481	24	4	18	18	18	18	
PV	379	21	0	17	17	17	18	
WF	321	20	3	15	15	15	15	
Total	1,524	84	7	66	67	68	69	3

Note: The enrollment at Briar Glen Elementary School includes 90 students who attend preschool in four classrooms. These students come from addresses across the District.

* Specialized programs: Briar Glen: 4 preschool classrooms
Westfield: 3 classrooms for specialized programs

Notes on Scenario C:

- This scenario moves the fewest number of students.
- Number of neighborhoods moved: 1
- Approximate number of students moved: 155 students (without preschool); 245 students (including preschool)

<p>Due to projected enrollment increases, the District is scheduled to add 10.4 full-time teachers by the 2021-22 school year. The cumulative cost of adding those 10.4 staff members is \$2.3 million.</p> <p>Scenario C would require the district to hire three additional staff members beyond the 10.4 needed. Scenario C would also require the district to add staff earlier.</p>	<p>Additional staffing costs of Scenario C: \$1,179,649</p>
---	--

Proposed boundary change – Scenario D

Proposed changes in Scenario D:

International Village students move from Park View to Arbor View

Canterbury Woods students move from Westfield to Arbor View

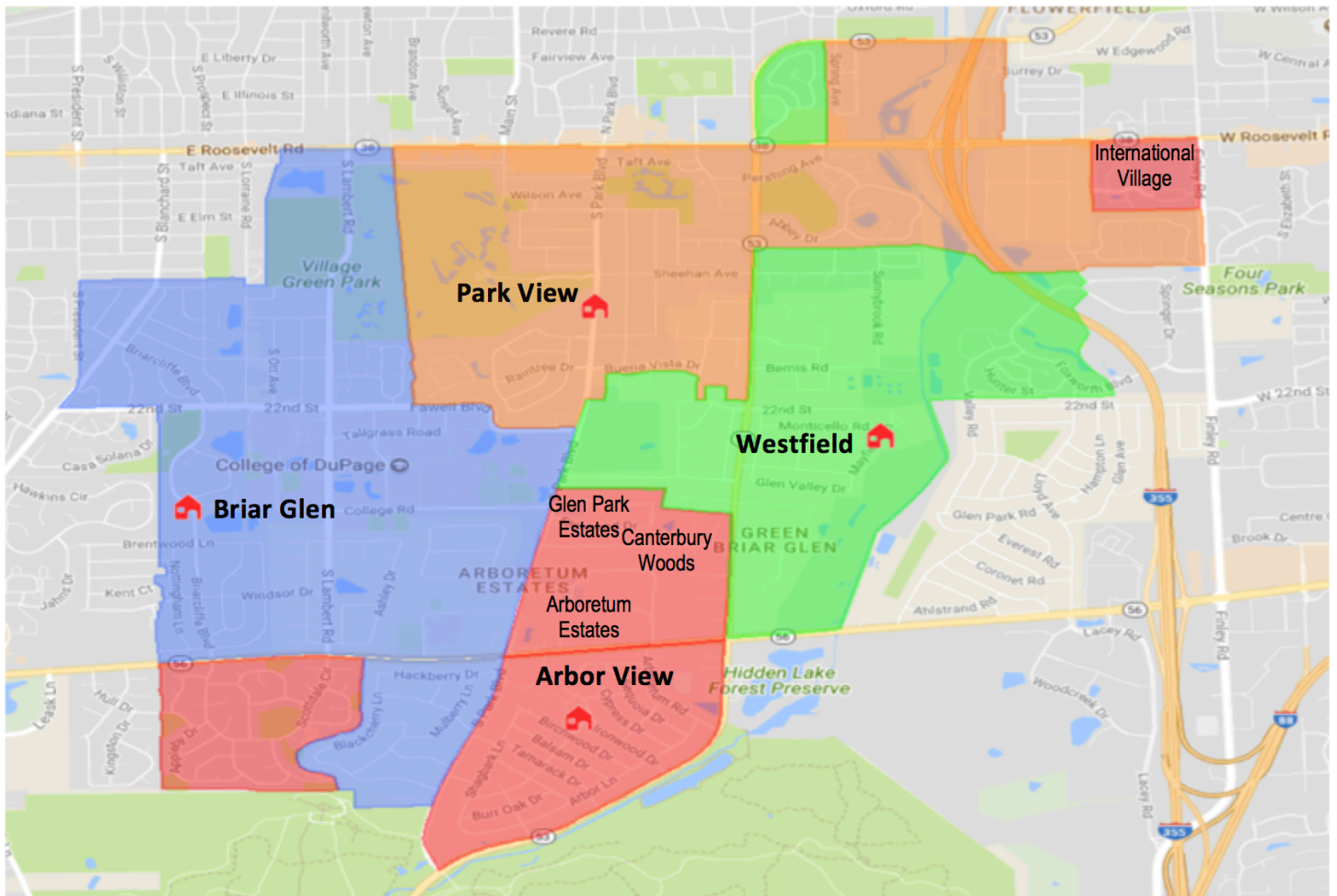
Arboretum Estates students move from Westfield to Arbor View

Glen Park Estates students move from Westfield to Arbor View

Preschool students move from Arbor View to Briar Glen

One specialized classroom moves from Briar Glen to Westfield

No change to Briar Glen boundaries



Proposed boundary change – Scenario D

Proposed changes in Scenario D:

International Village students move from Park View to Arbor View

Canterbury Woods students move from Westfield to Arbor View

Arboretum Estates students move from Westfield to Arbor View

Glen Park Estates students move from Westfield to Arbor View

Preschool students move from Arbor View to Briar Glen

One specialized classroom moves from Briar Glen to Westfield

No change to Briar Glen boundaries

A	B	C	D	E	F	G	H	I
	Preschool - 5th grade enrollment Scenario D	Total classrooms in school	Specialized program classrooms *	Projected regular education classrooms used in 2018-2019	Projected regular education classrooms used in 2019-2020	Projected regular education classrooms used in 2020-2021	Projected regular education classrooms used in 2021-2022	Teachers needed beyond 10.4 in current projections
AV	380	19	0	16	17	18	18	
BG	481	24	4	18	18	18	18	
PV	379	21	0	17	17	17	18	
WF	284	20	3	13	13	12	12	
Total	1,524	84	7	64	65	65	66	0

Note: The enrollment at Briar Glen Elementary School includes 90 students who attend preschool in four classrooms. These students come from addresses across the District.

* Specialized programs: Briar Glen: 4 preschool classrooms
Westfield: 3 classrooms for specialized programs

Notes on Scenario D:

- Scenario D would require an additional 0 teachers.
- Number of neighborhoods moved: 4
- Approximate number of students moved: 192 students (without preschool); 282 students (including preschool)

<p>Due to projected enrollment increases, the District is scheduled to add 10.4 full-time teachers by the 2021-22 school year. The cumulative cost of adding those 10.4 staff members is \$2.3 million.</p> <p>Scenario D would not require the district to hire any additional staff members beyond the 10.4 needed. Scenario D would require the district to add staff earlier.</p>	<p>Additional staffing costs of Scenario D: \$526,344</p>
--	--